

Families are groups of people who love and take care of each other. No two families are alike. **Each family is unique and special**, just like how every person is different from one another. No matter how many members it may have or how a family is structured, what matters most is the love and support they give to one another. Most families have a place where they spend time together, make decisions, and discuss events in their lives.

**Describe that place below. What type of interactions does your family have there?**

**Optional sentence starter:** My family gets together every day in...

# Cultural Hearths Lesson Information and Checklist

## Educator Information and Directions

### Contents

This packet is a complement to our video lesson on **“Cultural Hearths,”** including...

- Preview Activity
- Objectives and Checklist
- Key Vocabulary
- Guided Notes
- Graphic Organizer
- Extension Activities

### Suggested Gold/\$coops

Using the reward function on the first tab of your parent account, you may wish to award Gold/\$coops for extension activities. Recommendations for activities can be found in the answer key in the directions for each activity.

## Student Information

### Remember...

Be sure to print the PDF prior to your student watching the video.

### Lesson Objectives

- **Identify and describe the traits of cultural hearths**
- **Explain how geography contributed to the development of cultural hearths**
- **Describe the impact of cultural hearths**

## Lesson Checklist

### Day 1

- ☐ Prepare the PDF (digitally or to print)
- ☐ Complete the Preview Activity and review the Key Vocabulary
- ☐ Watch the video lesson while taking Guided Notes during the viewing
- ☐ Complete level 1 of the online practice

### Day 2

- ☐ Review, complete Guided Notes, complete Cultural Hearths Vocabulary Activity
- ☐ Complete the Cultural Hearths Map activity
- ☐ Complete levels 2 and 3 of the online practice

### Day 3

- ☐ Rewatch video lesson while using Graphic Organizer, review Guided Notes
- ☐ Complete the Traits of Culture Extension Activity
- ☐ Complete level 4 of the online practice

### Day 4

- ☐ Review Guided Notes and the Graphic Organizer for the lesson assessment
- ☐ Complete the lesson assessment
- ☐ Review materials to ensure completion of all tasks for the lesson



# Cultural Hearths Key Vocabulary

## Important Concepts

**Cultural diffusion** - the spread of a culture's beliefs, practices, and items

**Cultural hearth** - a region where early civilizations developed and flourished

**Culture** - a way of life for a group of people

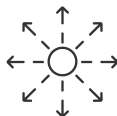


## How cultural diffusion occurs

**Conquest** - victory in a war

**Migration** - movement of people, goods, and ideas from one place to another

**Trade** - the exchange of goods or services for other goods, services, or money



## Geography

**Physical features** - natural characteristics found on the Earth's surface; examples include mountains, deserts, forests, oceans, and rivers



## Government

**Political structure** - a system of organized government



## Economics

**Economic base** - products and resources that produce jobs and stimulate trade



## Cultural Hearths Vocabulary Activity

**Directions:** After watching the video lesson on Cultural Hearths, complete the vocabulary quads below.

<b>Definition</b> (in your own words)	<b>Examples</b>
<div style="border: 1px solid black; border-radius: 10px; padding: 5px; display: inline-block; background-color: #f0f0f0;">Cultural diffusion</div>	
<b>Three ways it occurs</b>	<b>Effects</b>

<b>Definition</b> (in your own words)	<b>Necessary Traits</b>
<div style="border: 1px solid black; border-radius: 10px; padding: 5px; display: inline-block; background-color: #f0f0f0;">Cultural hearths</div>	
<b>Why are they important?</b>	<b>Their impact</b>

# Cultural Hearth Guided Notes

**Directions:** Download and print this PDF to complete while watching the **Cultural Hearths** teaching video. Highlight, underline, or otherwise mark on this PDF to help your understanding of the content. *It's OK to pause the video when it's time to write.*

## Introduction


### Why do we study history?

- To understand current events, which helps prepare us for the \_\_\_\_\_
- To practice critical thinking skills by interpreting information from a variety of sources
- To learn about different cultures and how they have influenced the world we live in
- To deepen our knowledge about cultural heritages and how they have shaped us
- To understand ourselves and our place in the world

## Cultural hearths

**Culture** is a way of life for a group of people

- For centuries, the hearth was a home's central and most important feature.

 **PAUSE:** What do you think a cultural hearth is?


A cultural hearth is a \_\_\_\_\_ where early civilizations developed and flourished.

- Access to **resources**
- Large **population**
- Organized **political structure** (government)
- Often the source of new tools, ideas, and ways of doing things

## Geography

A steady food supply is needed.

- To provide that food, people need fertile land to grow crops and sustain the animals that live there

 **PAUSE:** What types of land will not be seen in cultural hearths?

Natural resources to build \_\_\_\_\_

Humans used materials from their environment to build homes.

Economic base for trade

- Food crops can be part of that
- Natural resources to create products
  - Clay to make pottery and bricks
  - Metals for weapons, tools, and jewelry
  - Cotton and wool for clothing, blankets

Water!

- Drinking water
- Food crops and animals
- Transportation

Protection from invaders

- Mountains, deserts provided defense

**Result:** This combination of geographic features stabilized civilizations, allowing people to permanently settle in an area, leading to many further developments.

### The Impact

Cultural hearths...

- Are where civilizations formed as people gathered in large numbers in a central place
- Were the origin of most important aspects of civilization
- Shared cultural traits with other civilizations
- Spread new technologies and ideas that allowed civilizations to progress, expand

**Cultural diffusion** - the spread of a culture's \_\_\_\_\_, practices, and items



**PAUSE:** Predict how cultural diffusion occurs.

Cultural diffusion occurs one of three ways...

1. \_\_\_\_\_
2. \_\_\_\_\_
3. \_\_\_\_\_

### AFTER the video lesson



**CREATE:** Use the space below to draw an ancient product for trade.

### AFTER the video lesson



**CREATE:** For each term on the left, create your own icon in the space provided.

Each is a reason for interaction between people of different cultures.

Cultural diffusion...

- Leads other civilizations to adopt attributes from a hearth
- Impacts the development of ALL civilizations

Cultural hearths start out \_\_\_\_\_.

- Many resources and growing population allowed them to become hubs
  - Trade, invention, and culture
- Once ideas, practices, and technologies were adopted by nearby civilizations
  - Led to the blend and spread of new ones
- These traits influenced other civilizations
  - Adopted and adapted those traits in their own ways

## Conclusion and Review

Cultural hearths

- Are regions where early civilizations developed and flourished
- Served as launch pads for other civilizations
- Included large populations, organized governments, and access to resources


Important geographic features

- Access to water
- Other natural resources that provided necessities for people who lived there

Once those needs were met, people...

- Made permanent settlements
- Formed civilizations
- Spread their advancements

### AFTER the video lesson

 **REFLECT:** Have your thoughts about the discussions and conversations in your family's own "cultural hearth" changed? Take a moment to respond below.

# Cultural Hearths Graphic Organizer

**Directions:** Take notes as you rewatch the video lesson. Use whatever method works best for you to record what you have learned.

<b>Identify and describe the traits of cultural hearths</b>	
<b>Explain how geography contributed to the development of cultural hearths</b>	
<b>Describe the impact of cultural hearths</b>	



## Cultural Hearths Map Activity

**Learning Goals:** Interpret and analyze primary and secondary sources and interpret visual data sources (map)

**Topic:** A cultural hearth is a place where a specific culture or civilization began and developed. It's like the "birthplace" of a culture, where people shared ideas, created new technologies, and developed unique customs and traditions.

Cultural hearths are important because they help us understand where our ideas and traditions come from. They show us how different cultures have shaped our world and remind us that we all have something to contribute to the global community.



When a group of people live together, they come up with ways to solve problems and meet their needs. For example, the Incas, despite living in uneven terrain in the Andes Mountains of South America, created terrace farming in order to provide a stable food supply for their people.

Over time, these practices become part of their way of life, and they pass them down to future generations. Those practices are also often adopted by other cultures as well, just as the Incan advancements in farming were adopted by other cultures who lived in the region.

Cultural hearths can be found all over the world and have contributed to the diversity of human civilization. They have shaped everything from language, art, music, and architecture to food, clothing, and religious practices.

**Task:** Analyze the map on the following page. Then, referring to the map as needed, complete the prompts and answer the questions on **page 11**.



# Cultural Hearths Map Activity

**DIRECTIONS:** First, label the following cultural hearths on the map provided. You may need assistance from an adult as you research their location:

Mesopotamia

Egypt

Indus River Valley (Harappans)

Olmec (Aztecs, Maya)

Yellow River Valley (China)

Inca

Greece

Rome

Next, answer the following questions to familiarize yourself with these cultural hearths.

## OBSERVE

1. Which cultural hearths are located in the Americas?
2. Which cultural hearths are located near the Mediterranean Sea?
3. Which cultural hearth probably most influenced ancient civilizations in Africa?
4. Which cultural hearth probably most influenced ancient civilizations in Eastern Asia?
5. Which cultural hearths probably most influenced ancient civilizations in Europe?

## ANALYZE

6. Mesopotamia is considered by historians to be the first cultural hearth. Which others shown on the map do you think were influenced by Mesopotamia? Why?
7. Based on the map, which cultural hearth do you think was probably influenced the least by others on the map? Why?

# Traits of Culture Extension Activity

**Learning Objectives:** Apply traits of culture to family

**Topic:** Cultural hearths are places where important ideas, technologies, and customs first developed and spread to other parts of the world. Those customs and ideas became cultural characteristics, or traits, that spread to other parts of the world and had a big impact on how people lived and thought. Think of the cultural hearths as ripples in a pond that spread cultural traits across the region and the world!

**Task:** Remember, **culture is a way of life for a group of people**. In this activity, the group of people that you will think about is your own family. For each of the following prompts, consider your family's practices, preferences, and thoughts on each topic. Optional sentence starters have been provided to assist you with your responses.



## TRADITIONS

One tradition that my family has is...



## MUSIC

A type of music that makes my family happy is...





## SPORTS and ACTIVITIES

An activity that my family enjoys doing together is...



## FOOD

One food that my family enjoys eating together is...



## EDUCATION

My family's thoughts on education include...



## RELIGION

My family's religious beliefs and practices include...



## TRAVEL and LEISURE

When my family travels together, we often...